


TABLE OF CONTENTS

Window Sills	2 - 4
Window Surrounds	5 - 6
Crown/Cornices	7 - 9
Decorative Bands	10
Columns, Pilaster & Quoins ..	11


Window Sills



R1




**H: 5"
W: 3"**



R5



**H: 5.5"
W: 3.5"**



R2



**H: 5.6"
W: 3.5"**



R6




**H: 6"
W: 3.357"**



R3




**H: 5"
W: 3"**



R7




**H: 5.75"
W: 3"**



R4



**H: 6"
W: 3.75"**




R8



**H: 5.5"
W: 3.6"**


Window Sills



R9



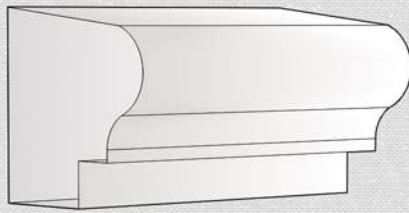
**H: 6"
W:4"**



R14




**H: 6.5"
W:4"**



R10



**H: 3.625"
W: 3.25"**



R15




**H: 6.5"
W: 3"**



R11



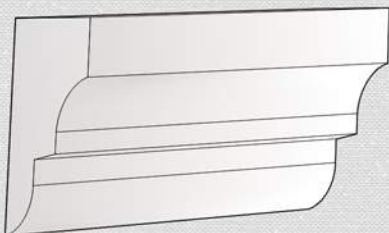
**H: 4 1/8"
W:6 3/8"**



R16




**H: 5.5"
W:3.5"**



R12



**H: 5 3/8"
W:3"**

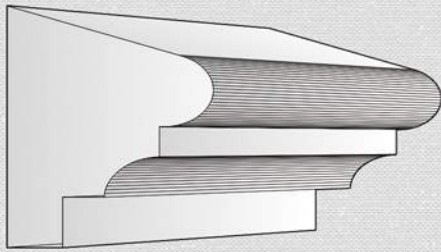


R17



**H:7 1/4 "
W:3 3/4"**


Window Sills



R18



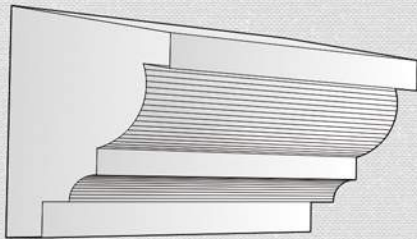
H:6 "
W: 3.75"



R21



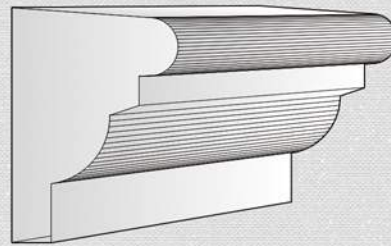
H:8.25 "
W:3.5 "




R19



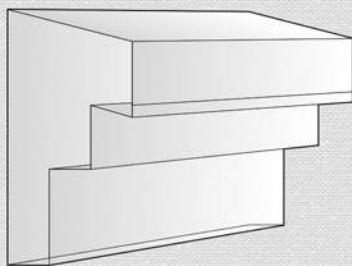
H:6.5 "
W:4.5"



R21



H:6 "
W: 4 1/4"



R20



H:8 "
W:3"


Window Surrounds



M1



H:5"
W:2"



M5



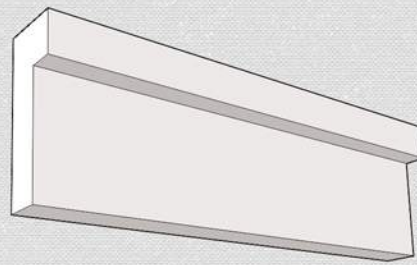
H: 5"
W: 1.5"



M2



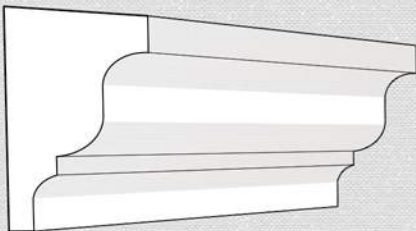
H:6"
W:2"



M6




H: 6"
W:2"



M3



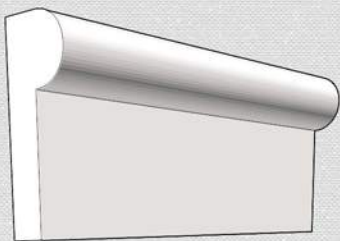
H:6"
W:3"



M7



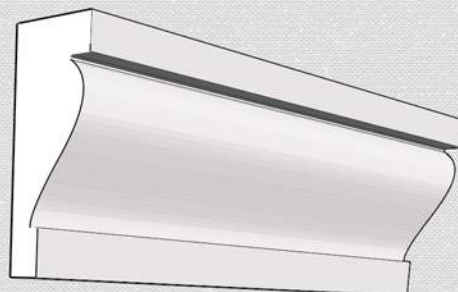
H:6 1/4"
W:2.75"



M4



H: 6"
W: 3"

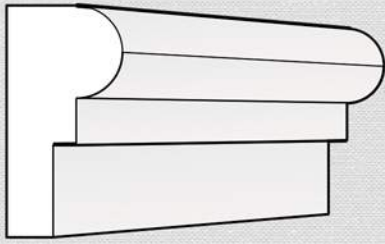


M8



H:5"
W:2"

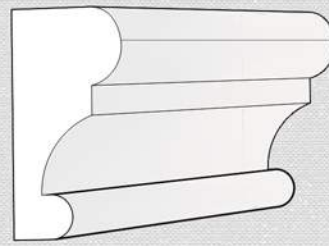
Window Surrounds



M9



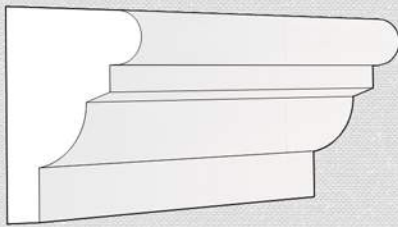
**H:5"
W:2 1/2"**



M13



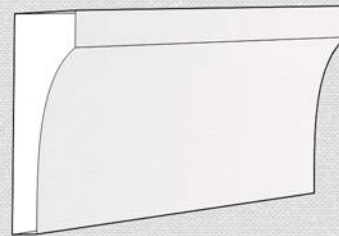
**H: 5"
W: 1 1/2"**



M10



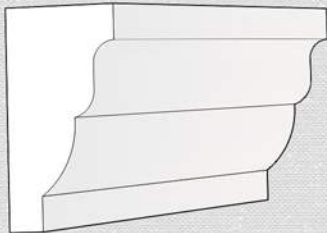
**H:6 1/4"
W:3"**



M14



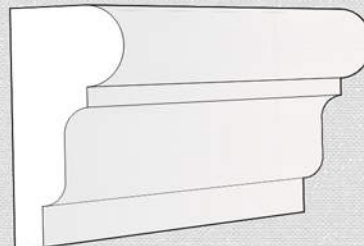
**H: 6"
W:2.5"**



M11



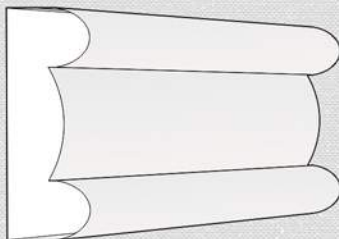
**H:6 1/4"
W:3 1/4"**



M15



**H:6 "
W:3"**



M12



**H:6"
W:1 3/4"**


Crown / Cornices



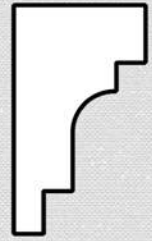
C1



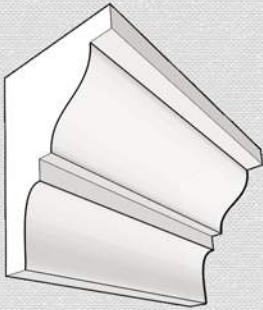
**H:9"
W:5.25"**



C5



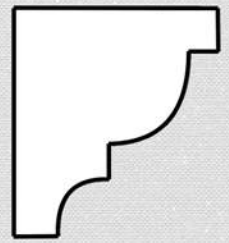
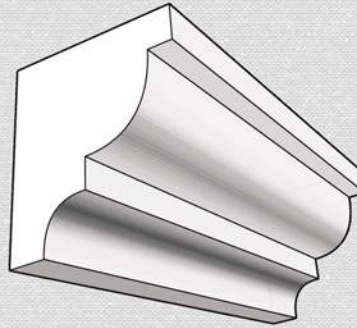
**H:8"
W:4.5"**




C2



**H:12"
W:8"**



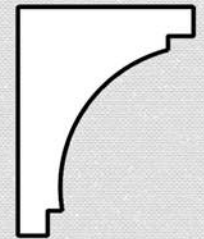
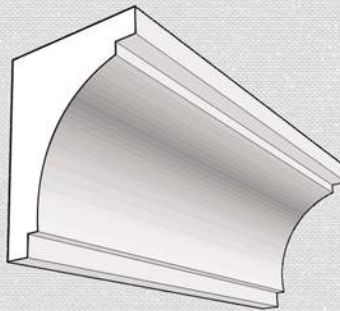
**H:9"
W:8"**




C3



**H:9"
W:3.75"**




**H:8"
W:6"**



C4

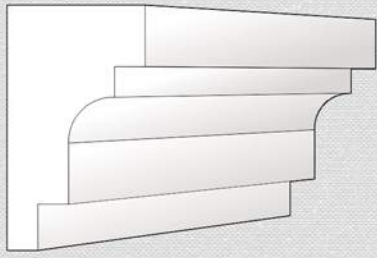


**H:18"
W:5"**

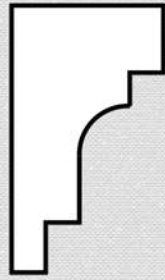


**H:10 3/8"
W:5"**

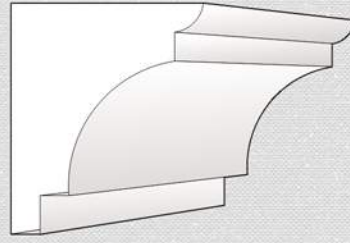
Crown / Cornices



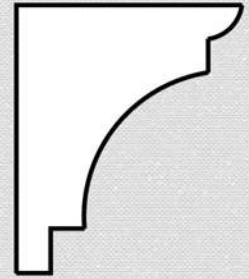
C9



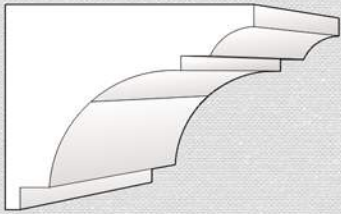
H:8
W:4.5"



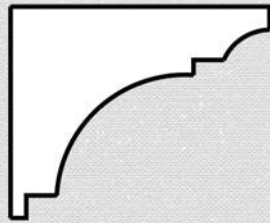
C13



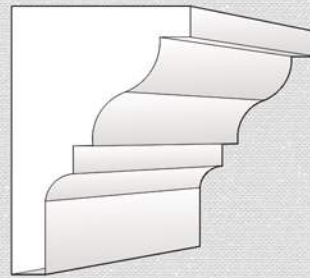
H:12"
W:10"



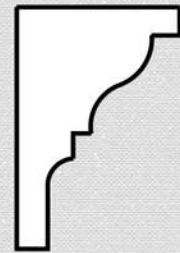
C10



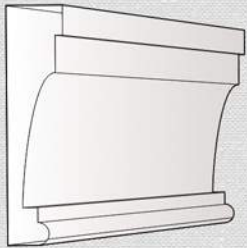
H:14"
W:17"



C14



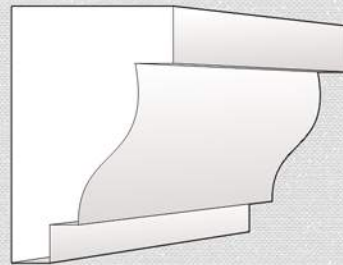
H:12"
W:8"



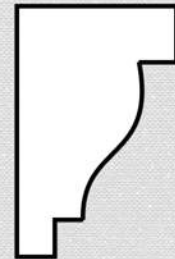
C11



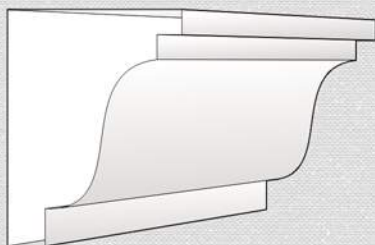
H:16"
W:3.75"



C15



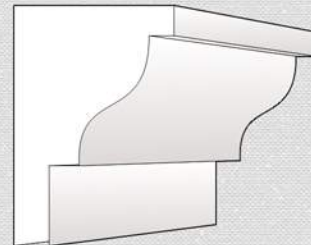
H:6.75"
W:4.25"



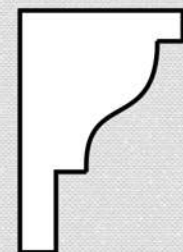
C12



H:9.5"
W:7"

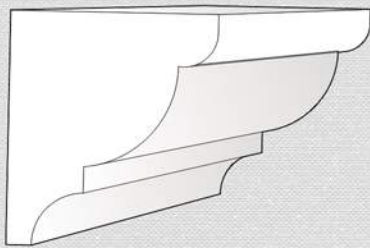


C16




H:10.375"
W:7"

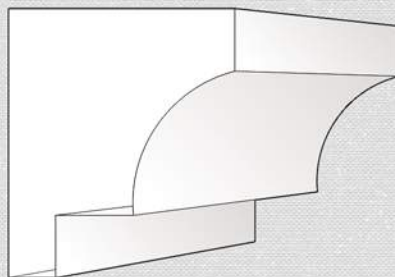
Crown / Cornices



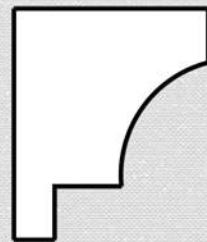
C17



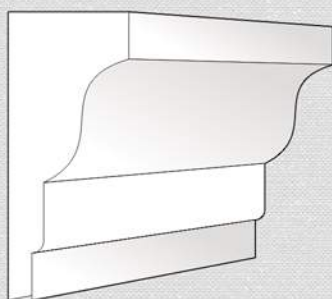
H:9"
W:8"



C21



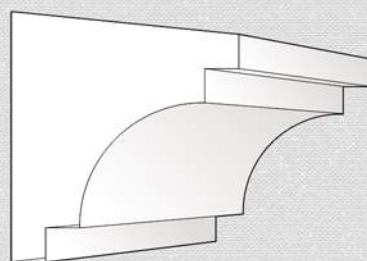
H:4 1/4"
W:3 5/8"



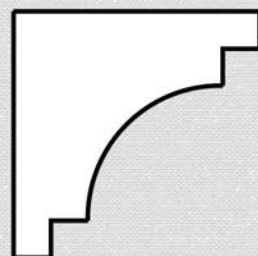
C18



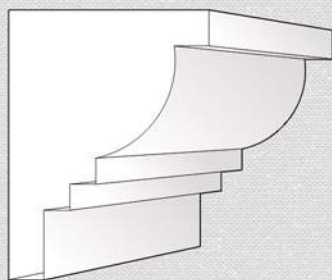
H:6 1/8"
W:2 5/8"



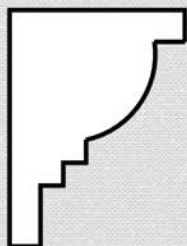
C22



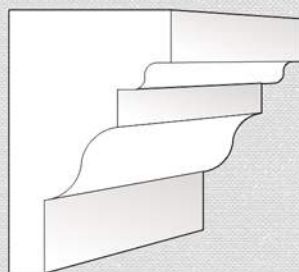
H:5"
W:5"



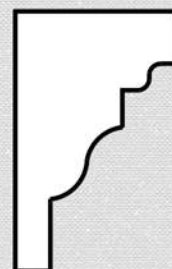
C19



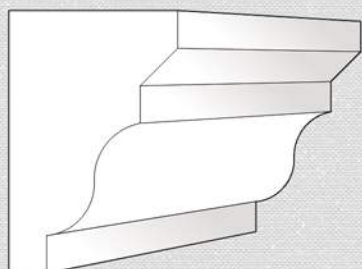
H:7 3/4"
W:5 3/4"



C23



H:15 1/2"
W:9 1/2"

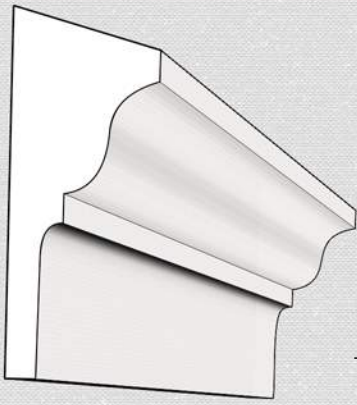


C20

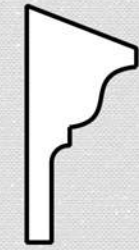


H:7"
W:4 1/2"


Decorative Bands



B1



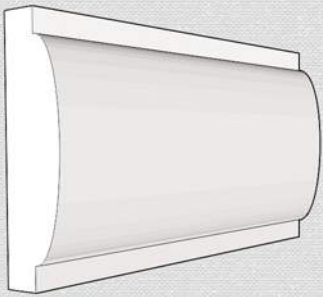
**H:9.75"
W:4.5"**



B5




**H:8"
W:3"**



B2




**H:8"
W:2"**



B6



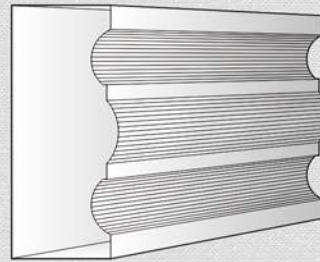
**H:8.5"
W:2.5"**



B3



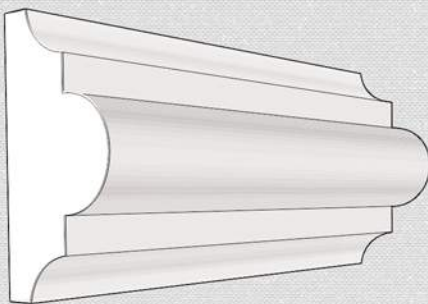
**H:12"
W:3.5"**



B7



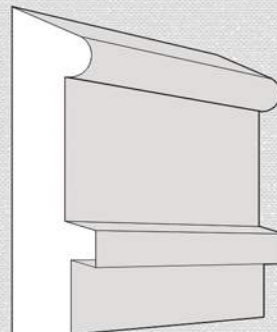
**H:8"
W:3.125"**




B4



**H:7.5"
W:4.5"**

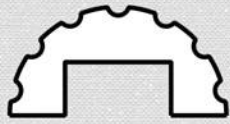



B8




**H:13.25"
W:3"**

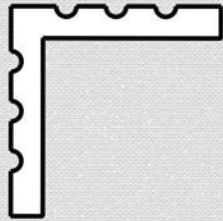

Columns, Pilasters & Quoins



D: 8", 10", 12"




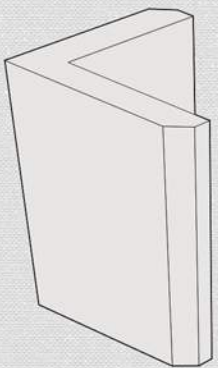
D: 2" to 12"




D: 8", 10", 12"



D: 6" to 12"



12H x 8"W x 8"D
12H x 12"W x 12"D



12H x 8"W x 12"D

Hempstead Stucco Supply At Work

